



P5 .005 cc/liter Pressurized Deaerators

Atlantic Feedwater Systems offers a complete line of packaged deaerators ranging in size from 3,400 lbs/hr to 100,000 lbs/hr. The systems conform to firetube and commercial watertube sizes and provide guaranteed performance of .005 cc/liter per ABMA testing procedures. Package systems from AFS insures that you have all components necessary for operation. For more information please contact us today by calling: 712-243-5871.

FEATURES

- Unique spray scrubber design guarantees removal of all dissolved oxygen in excess of .005 cc/liter (7 ppb).
- Electronic instrumentation for modulating level control includes a HART compatible differential pressure transmitter, PID controller, and motorized control valve.
- Vertical or horizontal vessels provide maximum flexibility using minimum footprint.
- Complete range of sizes.
- Only stainless steel components come in contact with undeaerated water. Spray nozzle, scrubbing section and internal vent condenser are all stainless steel.
- A.S.M.E. Code and National Board stamped receivers - 50 psi standard vessel options include stress relieving, non-destructive testing and full vacuum.
- Custom engineered packaged system includes boiler feedwater pumps and quality components to insure reliable service.

PERFORMANCE

The P5 deaerator provides excellent performance utilizing the high velocity incoming steam to atomize makeup water and pumped returns. Stainless steel internal components provide reliable performance for many years. This superior spray-type design directs the cleanest incoming steam to scrub out the last traces of oxygen from the partially deaerated water. Guaranteed performance .005 cc/liter per ABMA testing procedures.



Packaged "P5" Deaerator with Panel, Pumps & Factory Piped Make-up Assembly.

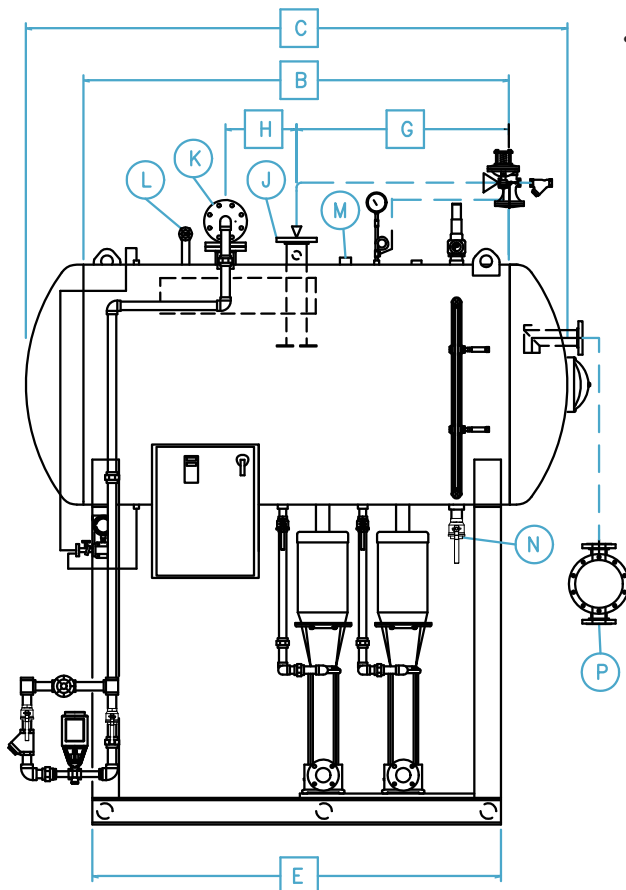


P5 Deaerators Include Factory Installed Pumps and Factory Installed Suction Piping. Suction Piping Includes Standard Shut-off Valve and Flexible Connector.

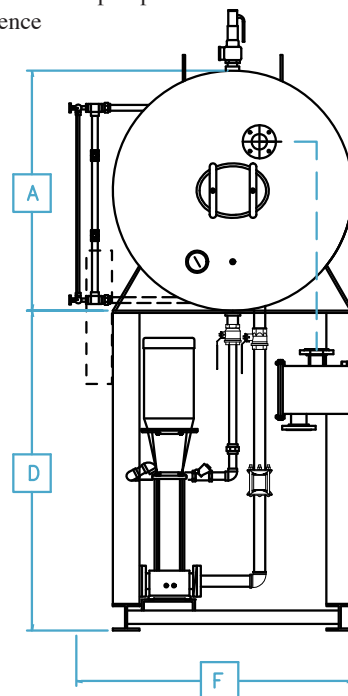
P5 .005 cc/liter Pressurized Deaerators Horizontal

The standard features include:

- ASME code vessel
- 4' Stand
- Factory piped and mounted electric modulating make up/level control
- Factory piped and mounted 3-valve by-pass and strainer
- Steam pressure control valve & strainer
- Safety valves
- High efficiency boiler feed pumps
- Factory mounted pump suction piping with flexible connector & shut off valve
- High & low level switches



- NEMA 1 control panel with:
Control circuit transformer
Fused disconnect
Integral starters
Pump run lights
HOA switches for each pump
Alarm and silence



CAPACITIES & STANDARD DIMENSIONS TABLE

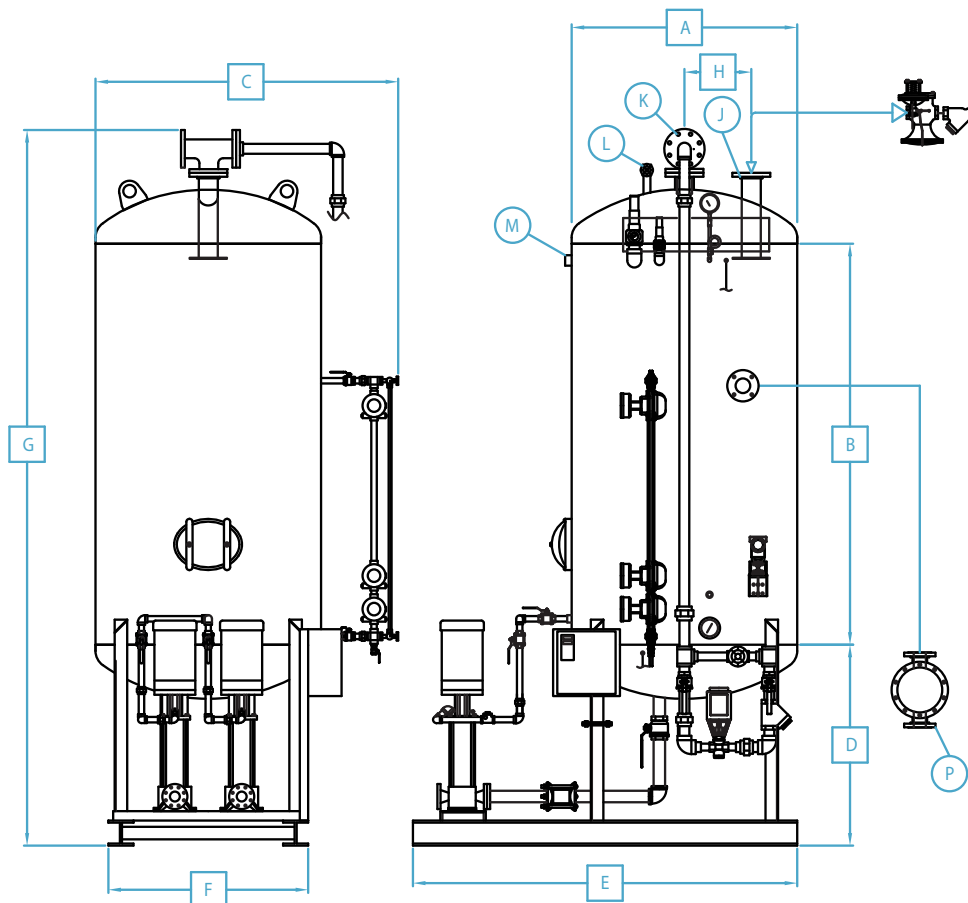
MODEL No.	1P5	2P5	3P5	4P5	6P5	8P5	10P5	12P5	15P5	18P5	21P5	24P5	30P5
CAPACITY (LBS/HR)	3,450	6,900	10,350	13,800	20,700	27,600	34,500	41,400	51,750	62,100	72,450	82,800	100,000
(A) DIAMETER	36	36	48	48	48	54	54	60	60	60	66	66	72
(B) SHELL (seam to seam)	48	48	48	48	72	94	94	94	120	144	144	196	196
(C) OVERALL LENGTH	65	65	70	70	94	119	119	124	148	172	172	224	224
(D) STAND HEIGHT	48	48	48	48	48	48	48	48	48	48	48	48	48
(E) STAND LENGTH	44	44	44	44	68	92	92	92	116	140	140	192	192
(F) OVERALL WIDTH*	48	48	60	60	60	66	66	72	72	72	78	78	78
(G) STEAM NOZZLE LOCATION	24	24	24	24	36	48	48	48	60	72	72	98	98
(H) MAKEUP NOZZLE LOCATION	11	11	11	11	11	16	16	18	18	18	19-1/2	19-1/2	19-1/2
(J) STEAM INLET	2	2	3	3	3	4	4	6	6	6	8	8	8
(K) WATER INLET**	3	3	3	3	3	4	4	4	4	4	6	6	6
(L) VENT OUTLET	1	1	1	1	1-1/4	1-1/4	1-1/4	1-1/4	1-1/4	1-1/2	1-1/2	1-1/2	1-1/2
(M) HIGH PRESS DRIP	1-1/2	1-1/2	1-1/2	1-1/2	1-1/2	1-1/2	1-1/2	1-1/2	1-1/2	1-1/2	1-1/2	1-1/2	1-1/2
(N) DRAIN OUTLET	1-1/2	1-1/2	1-1/2	1-1/2	2	2	2	2	2	2	2	2	2
(P) OVERFLOW OUTLET	2	2	2	2	3	3	3	3	3	3	3	3	3
CAPACITY TO OVERFLOW	155	155	285	285	413	697	697	866	1,060	1,254	1,450	1,658	2,010
STORAGE MINUTES	21.0	11.1	13.9	10.3	10.0	12.6	10.1	10.4	10.3	10.1	10	10.1	10
SHIPPING WEIGHT (lbs)***	1,400	1,400	2,000	2,000	2,400	3,100	3,100	3,600	3,850	4,100	4,800	5,300	6,000

Notes: System Includes 48" stand *Includes 12" for panel **Inlet "K" includes makeup and returns ***Not including boiler feed pumps & panel

P5 .005 cc/liter Pressurized Deaerators Vertical

The standard features include:

- ASME code vessel
- 4' Stand
- Factory piped and mounted electric modulating make up/level control
- Factory piped and mounted 3-valve by-pass and strainer
- Steam pressure control valve & strainer
- Safety valves
- High efficiency boiler feed pumps
- Factory mounted pump suction piping with flexible connector & shut off valve
- High & low level switches



CAPACITIES & STANDARD DIMENSIONS TABLE

MODEL No.	1P5	2P5	3P5	4P5	6P5	8P5	10P5
CAPACITY (LBS/HR)	3,450	6,900	10,350	13,800	20,700	27,600	34,500
(A) DIAMETER	36	36	48	48	48	54	54
(B) SHELL (seam to seam)	48	48	48	48	72	94	96
(C) OVERALL LENGTH	54	54	66	66	66	72	72
(D) STAND HEIGHT	48	48	48	48	48	48	48
(E) STAND LENGTH	74	74	86	86	86	92	92
(F) OVERALL WIDTH*	30	30	42	42	42	48	48
(G) OVERALL HEIGHT	124	124	124	124	148	173	173
(H) MAKEUP NOZZLE LOCATION	11	11	11	11	11	16	16
(J) STEAM INLET	2	2	3	3	3	4	4
(K) WATER INLET**	3	3	3	3	3	4	4
(L) VENT OUTLET	1	1	1	1	1-1/4	1-1/4	1-1/4
(M) HIGH PRESS DRIP	1-1/2	1-1/2	1-1/2	1-1/2	1-1/2	1-1/2	1-1/2
(N) DRAIN OUTLET	1-1/2	1-1/2	1-1/2	1-1/2	2	2	2
(P) OVERFLOW OUTLET	2	2	2	2	3	3	3
CAPACITY TO OVERFLOW	155	155	285	285	413	697	697
STORAGE MINUTES	21.0	11.1	13.9	10.3	10.0	12.6	10.1
SHIPPING WEIGHT (lbs)***	1,400	1,400	2,000	2,000	2,400	3,100	3,100

* Includes 48" stand ** Inlet "K" includes makeup and returns *** Not including boiler feed pumps & panel



- NEMA 1 control panel with:
Control circuit transformer
Fused disconnect
Integral starters
Pump run lights
HOA switches for each pump
Alarm and silence

Additional Atlantic Feedwater Products



Tray ST5
.005 cc/Liter Pressurized
Tray-type Deaerators



Boiler Feedwater Systems
Packaged Boiler
Feedwater Systems



Blowdown Separator
Blowdown Heat Recovery
Centrifugal Blowdown Separators
Continuous Blowdown Heat Recovery System



A3 Atmospheric Deaerator
.03 Atmospheric
Deaerating Feedwater Heaters

Have questions or need help specifying this equipment?
Email: engineering@boilerfeedsystems.com

Need help with an existing system or parts?
Email: techsupport@boilerfeedsystems.com

Looking for a local representative?
Email: sales@boilerfeedsystems.com

Literature available for download at www.boilerfeedsystems.com

